

# ZONELINE®

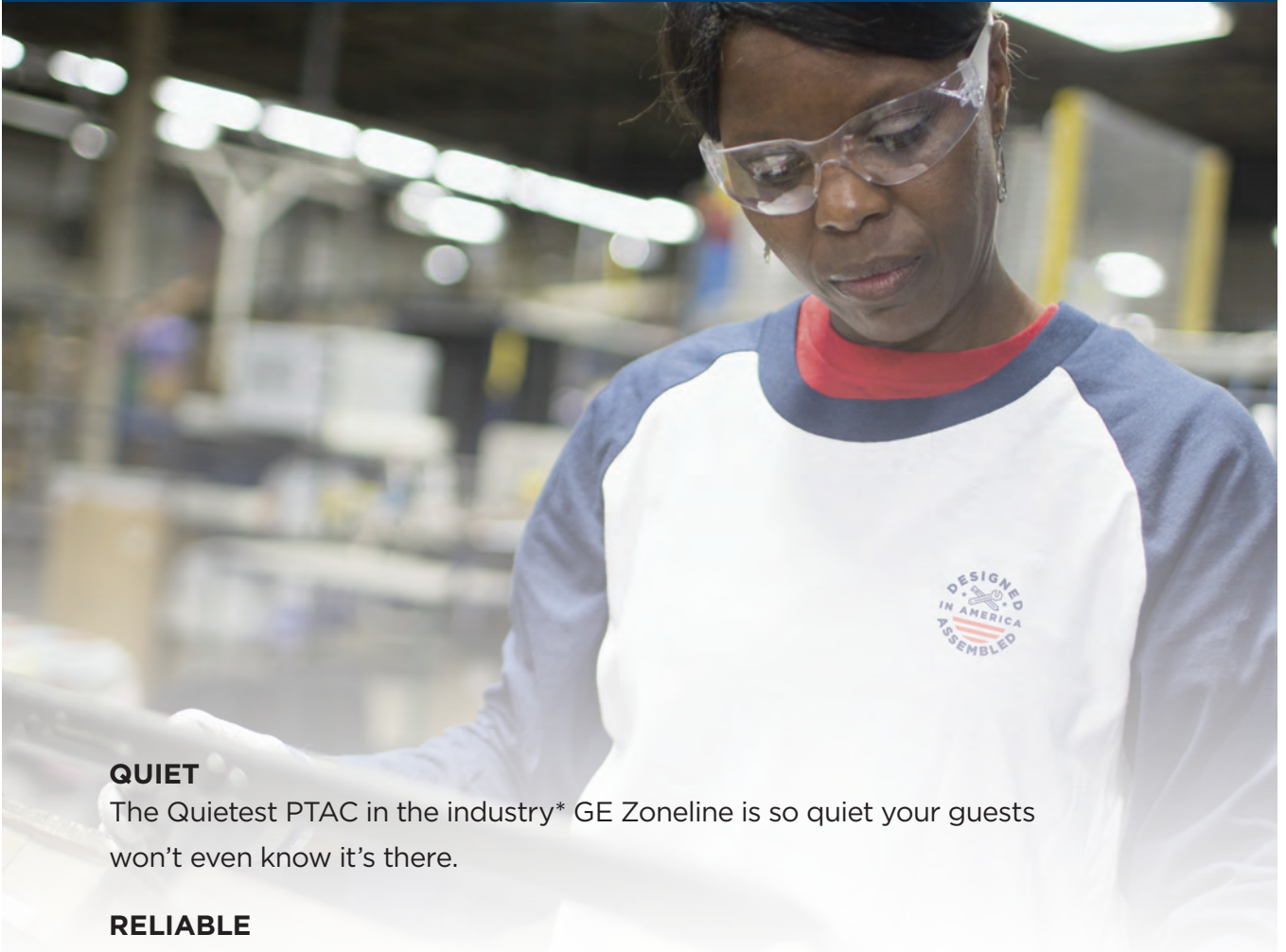
## Packaged Terminal Air Conditioners Product & Accessories Guide



GE APPLIANCES

# GE ZONELINE®

Designed, engineered and assembled in the U.S., GE Zoneline Packaged Terminal Air Conditioning units are built to last.



## **QUIET**

The Quietest PTAC in the industry\* GE Zoneline is so quiet your guests won't even know it's there.

## **RELIABLE**

With over one million units installed across the U.S. and remarkably low service issues, GE Zoneline PTACs offer unrivaled reliability, consistent performance and constant guest comfort.

## **UNMATCHED SERVICE & SUPPORT**

GE Appliances is the only manufacturer with a dedicated factory service network and field team. Our technicians service your Zoneline—and any other GE appliances you have—in no time, so guest comfort is not compromised.

\* When compared to leading competitors. 12,000 BTUh heat pump models tested by independent third-party testing at a national acoustical lab, conducted March 2015 and October 2015, in accordance with ASTM and AHRI standards. The higher the STC rating, the better the unit blocks outside noise.

# QUIETEST PTAC IN THE INDUSTRY\*

With over one million Zonelines® installed across the U.S., the industry's quietest PTAC\* offers unsurpassed reliability, consistent performance and continuous room comfort.



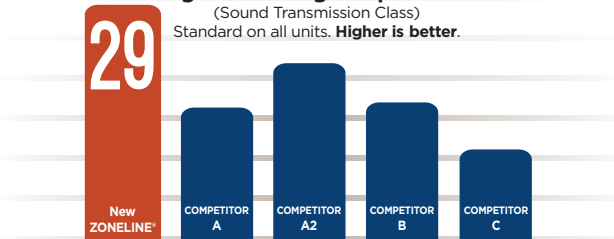
Randomized test of 7,000, 9,000, 12,000 and 15,000 BTUH models against equivalent leading competitor unit, September 2015 installed in hotel property.



**Weather Barrier System Seal** Is a seal around the edge of the unit blocking out dirt and outdoor noise.

## BEST STC

against leading competitors.  
(Sound Transmission Class)  
Standard on all units. **Higher is better.**



## BEST OITC

against leading competitors.  
(Outdoor Indoor Transmission Class)  
Standard on all units. **Higher is better.**



Independent third party testing at nationally accredited certified acoustic lab, conducted March 2015 and October 2015 in accordance with ASTM and AHRI standards.

**ROOM NOISE & TEMPERATURE MAKE A BIG DIFFERENCE**

**66%**  
of dissatisfied guests

are unlikely to return due to poor noise and temp control.\*\*

**33%**  
of dissatisfied guests

are unlikely to recommend the hotel for those reasons.\*\*

\*\*Clarabridge Ratings and Reviews, for hospitality data collected July 2013-June 2014.

## MORE POWER. Less Noise.

GE® Zoneline® has the largest fan vs. leading competitor designs, which means less rotation and quieter performance.




## EXPERT BRAINPOWER AT WORK.

The GE® Appliances team includes sound acoustics and mechanical engineers, with both a Master's Degree in sound transmission and a Ph.D in Acoustics. These experts helped develop the design within our own state-of-the-art PTAC sound lab testing.




\* When compared to leading competitors. 12,000 BTUH heat pump models tested by independent third-party testing at a national acoustical lab, conducted March 2015 and October 2015, in accordance with ASTM and AHRI standards. The higher the STC rating, the better the unit blocks outside noise.

## ZONELINE® QUIET FEATURES AVAILABLE ON ALL MODELS




### BAKED-ON MASTIC SOUND BARRIER

A heavy-duty barrier covers the back of the unit for superior sound insulation.



### BLOWER & DC MOTORS

A large cross-flow blower and two DC fan motors keep the unit quiet for customers & guests while providing smart fan cooling & heating performance.



### WEATHER BARRIER SYSTEM SEAL

A seal around the perimeter of the units keeps noise and dirt outside.

## ZONELINE® STANDARD FEATURES AVAILABLE ON ALL MODELS



### SYSTEM COMPATIBILITY

Compatible with a wide variety of thermostats and energy management systems, including central desk control.



### EFFICIENT HEAT PUMP

Exclusive Reverse Cycle Defrost increases efficiency and allows unit to run in heat pump mode longer. Backup resistance heat provides comfort during severe cold temperatures. Available on all heat pump models.



### ELECTRONIC TOUCH CONTROLS

Easy-to-use controls with clear LED readout provide a user-friendly experience.



### HEAT & FREEZE SENTINEL

Keeps room from overheating or freezing while meeting guest comfort and protecting against damage.



### BASE PAN

Made of sheet-molding compound (SMC) & durable resin, the base pan resists rust.



### ELECTRONIC TEMPERATURE LIMITING

Prevents expensive overcooling and overheating of rooms. Limits are factory set for savings, but can be adjusted to meet specific needs.



**PREMIUM GUARD  
SEACOAST PROTECTION\***

Special coatings, paintings and stainless steel components ensure lasting performance in challenging environments such as oceanfront properties.




**MAKEUP AIR\***

A secondary system provides continuous outdoor air. The supplemental dehumidification system operates when outdoor temperatures are above 50 degrees F and when relative humidity levels rise above 55%. Available on select models.



**DRY AIR 25\***

Zoneline Dry Air models remove 20%-35% more moisture from the air than standard Zoneline air conditioners,\*\* making them perfect for high humidity climates.



**INTERNAL CONDENSATE  
REMOVAL (ICR)\***

A system that minimizes the amount of condensate draining from the unit when in heat pump mode.



\*Available on select models.

\*\*Varies when comparing dehumidification rates of the 7,000/9,000/12,000 BTU base models to Dry Air model counterparts. AZ45 Series electric resistance models only.

# ZONELINE® PACKAGED TERMINAL AIR CONDITIONERS

## AZ45 SERIES | COOLING AND ELECTRIC HEAT

- Digital LED display
- Variable fresh air vent control
- Cross-flow blower
- Two DC fan motors
- Smart fan cooling
- Heat and Freeze Sentinel
- Remote thermostat capability
- Electronic temperature limiting
- Works with central desk control and through wall fans



### AZ45 SERIES 230V/208V

#### BASE

	BTU	EER	Volts
AZ45E07DAB	7,200/7,000	13.4/13.4	230/208
AZ45E09DAB	9,700/9,600	12.1/12.1	230/208
AZ45E12DAB	11,600/11,500	11.7/11.8	230/208
AZ45E15DAB	14,600/14,500	10.5/10.5	230/208

#### PREMIUM GUARD SEACOAST PROTECTION

	BTU	EER	Volts
AZ45E07DAC	7,200/7,000	13.4/13.4	230/208
AZ45E09DAC	9,400/9,300	11.8/11.8	230/208
AZ45E12DAC	11,600/11,500	11.7/11.8	230/208
AZ45E15DAC	14,600/14,500	10.5/10.5	230/208

#### DRY AIR 25

	BTU	EER	Volts
AZ45E07DAP	6,900/6,800	12.8/12.8	230/208
AZ45E09DAP	9,400/9,300	12.1/12.1	230/208
AZ45E12DAP	11,200/11,100	11.4/11.5	230/208

### AZ45 GE ZONELINE® WITH MAKEUP AIR

Includes all AZ45 features plus:

- Delivers 25-50 CFM of continuous, Makeup Air
- Dehumidifies incoming air when outdoor relative humidity is above 55% and outdoor temperatures are above 50 degrees F
- Motorized vent door
- May reduce the need for rooftop units

### AZ65 SERIES | HEAT PUMP WITH MAKEUP AIR

Includes all resistant heat Makeup Air features, plus:

- Staged heating
- Heat pump with back up resistance heat option
- Reverse cycle defrost

#### MAKEUP AIR

	Cooling BTU	Heating BTU	EER	COP*	Volts
AZ65H07DBM	7,000/7,000	6,200/6,100	12.5/12.5	4.0/4.0	230/208
AZ65H09DBM	9,200/9,100	8,000/7,900	11.3/11.3	3.3/3.3	230/208
AZ65H12DBM	11,500/11,400	10,200/10,000	11.2/11.2	3.5/3.5	230/208

#### MAKEUP AIR

	Cooling BTU	Heating BTU	EER	COP*	Volts
AZ65H07EBM	6900	6000	12.5	3.9	265
AZ65H09EBM	9,200	8,100	11.5	3.6	265
AZ65H12EBM	11,800	10,400	11.4	3.5	265

**NOTE:** Because Makeup Air increases room BTU load requirements and requires additional PTAC cooling or heating, the building's electrical needs may be impacted.

**NOTE:** Makeup Air models listed above are not recommended for installation within two miles of coastal areas.

**NOTE:** It is strongly recommended to install Makeup Air with wall thermostats.

Specifications subject to change.

# ZONELINE® PACKAGED TERMINAL AIR CONDITIONERS

## AZ65 SERIES | HEAT PUMP

Includes all resistant heat features, plus:

- Staged heating
- Heat pump with back up resistance heat option
- Reverse cycle defrost

### AZ65 SERIES 230V/208V

#### BASE

	Cooling BTU	Heating BTU	EER	COP*	Volts
AZ65H07DAB	7,100/6,900	6,200/6,100	13.0/13.0	4.0/4.0	230/208
AZ65H09DAB	9,700/9,600	8,100/8,000	12.2/12.2	3.7/3.7	230/208
AZ65H12DAB	11,900/11,800	10,400/10,300	11.7/11.9	3.6/3.6	230/208
AZ65H15DAB	14,400/14,200	13,400/13,300	10.6/10.6	3.3/3.3	230/208

#### PREMIUM GUARD SEACOAST PROTECTION

	Cooling BTU	Heating BTU	EER	COP*	Volts
AZ65H07DAC	7,100/7,000	6,200/6,100	13.0/13.0	4.0/4.0	230/208
AZ65H09DAC	9,600/9,500	8,100/8,000	12.2/12.2	3.7/3.7	230/208
AZ65H12DAC	11,900/11,800	10,300/10,200	11.7/11.7	3.6/3.6	230/208
AZ65H15DAC	14,400/14,200	13,200/13,000	10.4/10.4	3.2/3.2	230/208

#### INTERNAL CONDENSATE REMOVAL

	Cooling BTU	Heating BTU	EER	COP*	Volts
AZ65H07DAD	7,000/6,900	6,200/6,000	13.0/13.0	4.0/4.0	230/208
AZ65H09DAD	9,600/9,500	8,200/8,000	12.0/12.0	3.6/3.6	230/208
AZ65H12DAD	11,800/11,600	10,400/10,200	11.5/11.5	3.5/3.5	230/208
AZ65H15DAD	14,300/14,100	13,500/13,400	10.3/10.3	3.2/3.2	230/208

### AZ65 SERIES 265V

#### PREMIUM GUARD SEACOAST PROTECTION

	Cooling BTU	Heating BTU	EER	COP*	Volts
AZ65H07EAC	7,000	6,200	12.8	3.9	265
AZ65H09EAC	9,500	8,100	11.7	3.6	265
AZ65H12EAC	11,900	10,400	11.6	3.5	265
AZ65H15EAC	14,700	13,500	10.5	3.2	265

#### INTERNAL CONDENSATE REMOVAL

	Cooling BTU	Heating BTU	EER	COP*	Volts
AZ65H07EAD	7,000	6,200	12.8	3.9	265
AZ65H09EAD	9,500	8,100	11.7	3.5	265
AZ65H12EAD	11,900	10,300	11.6	3.4	265
AZ65H15EAD	14,200	13,500	10.3	3.2	265

Specifications subject to change.

\*Coefficient of Performance

# ELECTRICAL CONNECTION/SUB-BASE

## GE ZONELINE SPECIFICATION — RESISTANCE HEATER WATTAGE

The correct kit for the installation is determined by the voltage and amperage of the electrical circuit and the means of connecting the unit to the building wiring. If the unit is to be plugged into a receptacle, a line cord kit would be used; if the unit is to be permanently connected, a direct connect or permanent connection kit would be used. Cord set units of 265 volts must be installed in compliance with National Electrical Code. (Article 440.60)

### POWER CONNECTION KITS

Required on all models. See specification information below for heater kWh and branch circuit ampacity.

GE Zonline offers short and long power cords, direct connect universal supply kits and sub bases. Power connection kits are required for all models. See pages 11 and 12 for all product options.

#### Receptacles/Sub-bases



**Tandem**  
230/208V 15 Amp  
NEMA6-15R



**Perpendicular**  
230/208V 20 Amp  
NEMA6-20R



**Large tandem**  
230/208V 30 Amp  
NEMA6-30R



**265V 15 amp**  
NEMA7-15R;  
receptacle used on  
265V sub-base



**265V 20 amp**  
NEMA7-20R;  
receptacle used on  
265V sub-base



**265V 30 amp**  
NEMA7-30R;  
receptacle used on  
265V sub-base

## GE ZONELINE SPECIFICATIONS—RESISTANCE HEATER WATTAGE

BTUh size	230/208-Volt Line-Cord Connected (P) and Direct Connected Units (D)					
	7,000/9,000			12,000/15,000		
Power connection kit	RAK315P & RAK315D	RAK320P & RAK320D	RAK330P & RAK330D	RAK315P & RAK315D	RAK320P & RAK320D	RAK330P & RAK330D
Total watts	2,410/1,990	3,420/2,830	4,830/3,990*	2,430/2,020	3,450/2,860	4,860/4,020*
Heater watts	2,400/1,960	3,400/2,780	4,800/3,930*	2,400/1,960	3,400/2,780	4,800/3,930*
Heater BTUh	8,100/6,600	11,600/9,400	16,300/13,400*	8,100/6,600	11,600/9,400	16,300/13,400*
Total amps	10.5/9.6	14.9/13.6	21.0/19.2	10.6/9.7	15.1/13.8	21.2/19.3
MCA	15	20	25	15	20	25
Recommended protective device (MOCP)	15 amp time-delay fuse or breaker	20 amp time-delay fuse or breaker	30 amp time-delay fuse or breaker	15 amp time-delay fuse or breaker	20 amp time-delay fuse or breaker	30 amp time-delay fuse or breaker

BTUh size	265-Volt Permanent (P, Cord Set) and Direct-Connected Units (D)					
	7,000/9,000			12,000/15,000		
Power connection kit	RAK515P & RAK515D	RAK520P & RAK520D	RAK530P & RAK530D	RAK515P & RAK515D	RAK520P & RAK520D	RAK530P & RAK530D
Total watts	2,440	3,450	4,850*	2,460	3,470	4,870*
Heater watts	2,400	3,400	4,800*	2,400	3,400	4,800*
Heater BTUh	8,100	11,600	16,300*	8,100	11,600	16,300*
Total amps	9.1	12.9	18.1	9.3	13.1	18.4
MCA	15	20	25	15	20	25
Recommended protective device (MOCP)	15 amp time-delay fuse or breaker	20 amp time-delay fuse or breaker	25 amp time-delay fuse or breaker	15 amp time-delay fuse or breaker	20 amp time-delay fuse or breaker	25 amp time-delay fuse or breaker

Each line cord kit has an integral Leakage Current Detection and Interruption (LCDI) device as required by National Electrical Code (NEC) and Underwriters Laboratories (UL) for units manufactured after August 1, 2004.

Specifications subject to change.  
Total watts and total amps include electric heat and fan motor(s).  
RAK515P, RAK520P and RAK530P are only to be used with a sub-base.  
\*30 AMP heater wattage will be reduced in low fan operation.



### DELIVERING RELIABLE COMFORT.

Only genuine parts and accessories from GE Appliances keep your Zoneline® units running in peak condition.

Engineered and constructed from high-quality materials for a guaranteed fit, convenient replacement and constant comfort.



#### RAB81

##### WALL SLEEVE QUICK SNAP

- Universal design
- Insulated top & sides
- Heavy gauge metal
- Color matched
- 4-piece “quick snap” design
- **Ships flat (3” H x 15” D x 45.5” L) assembled in field**



#### RAB71B

##### WALL SLEEVE

- Universal design
- Galvanized steel
- Expanded polystyrene foam insulation
- Baked-on enamel
- Protected with a sealing compound to prevent rust

Also available with extended depths

- RAB7116B: 16” deep
- RAB7118B: 18” deep
- RAB7120B: 20” deep
- RAB7124B: 24” deep



#### RAB81B

##### WALL SLEEVE


- Universal design
- Insulated top & sides
- Heavy gauge metal
- Color matched
- 4-piece “quick snap” design
- **Ships fully assembled**



#### RAB77B


##### SMC WALL SLEEVE

- Universal design
- Non-corrosive
- Constructed with fiberglass-reinforced polyester compound



**RAK40  
AIR DEFLECTOR KIT**

- Adapts AZ chassis for use with other non-GE architectural grilles
- Aluminum deflector installed to condenser end sheet flanges to prevent condenser airflow recirculation




**RAG60  
STAMPED ALUMINUM EXTERIOR REAR GRILLE**

- Optimizes air flow
- Made of durable aluminum



**RAG61/62/63  
ARCHITECTURAL REAR GRILLE**

- Improves appearance and protection
- Molded of high-impact polycarbonate
- Slightly textured, colorfast surface blends with most walls  
RAG61: Beige | RAG62: Maple | RAG63: Dark Brown




**RAG67  
ALUMINUM ARCHITECTURAL OUTDOOR GRILLE**

- Extruded aluminum outdoor grille
- Grilles are paintable to match building décor



**WP71X20960  
REPLACEMENT ROOM CABINET**

- Wraparound design with textured finish
- Injection-molded with high-impact polystyrene
- Fastens to chassis without tools or hardware
- Includes slide-out filters for AZ45/65 series
- Available through [geapplianceparts.com](http://geapplianceparts.com)



**RAD10  
(ALL ZONELINE SERIES)  
INTERNAL/EXTERNAL DRAIN KIT**

- Provides positive control of condensate water
- Routes condensate to exterior or interior of the building
- Suitable provision (field applied) required for connection to drain system
- 1/2" OD copper assemblies
- Includes short right-angle tube and 6"-long straight tube
- Also used on 24" & 26" Quick Snap sleeves



**RAK6053** (New Installations)

**DUCT ADAPTER**

- For use with new ducted installations
- Allows Zonline unit to heat or cool an adjacent room
- Attaches to top of wall case
- Can direct air to the left or right side of adapter with RAK601B extension



**RAK7023**

**DUCT TRANSITION FOR REPLACEMENT OF EXISTING ZONELINES  
7-3/32" H x 6-1/2" W DUCTWORK**

- Allows existing duct adapter and extension to be used without requiring relocation of wall hole



**RAK7013**

**DUCT ADAPTER FOR NEW UNITS WITH OLD DUCTWORK THAT MEASURES 8-3/8" H x 6-1/2" W**

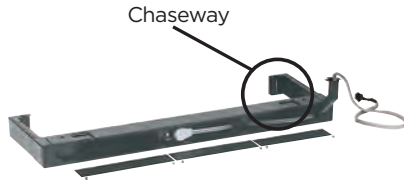
- For use with existing ducted installations where ductwork dimensions match those shown above (prior to 1998)
- Allows existing duct extension to be used without requiring relocation of wall hole
- **Must use discharge grille, end plate and extension mounting hardware from old duct adapter**



**RAK601B** (Includes one RAK602B)

**DUCT EXTENSION, REGISTER & TRIM FLANGE**

- 44" long
- Includes air register and trim flange (RAK602B) for secondary space
- Additional air register and trim flange can be ordered separately if two extensions are made
- For use with RAK6053



**RAK204D\***  
**230/208 SUB-BASES WITH POWER CORD INCLUDED**

- Made of heavy-gauge steel
- Full base enclosure with adjustable side channels
- 4-point leveling legs
- Sub-base adapts to service conduit, circuit breakers and receptacles up to 30 amps
- 4-pin connector

Kit No.	Sub-Base	Circuit Ampacity	Chaseway	Power Cord
<b>RAK204D15C</b>	Sub-Base 230V/208V	15	Included	Included
<b>RAK204D20C</b>	Sub-Base 230V/208V	20	Included	Included
<b>RAK204D30C</b>	Sub-Base 230V/208V	30	Included	Included

\*Requires the purchase of the RAK4002D Junction box



**RAK205CW**  
**CHASEWAY**

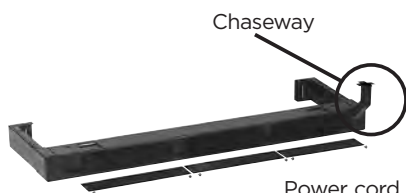
- For wiring containment between junction box on chassis and RAK204U sub-base



**RAK204E**  
**265V SUB-BASES WITH POWER CORD INCLUDED**

- Made of heavy-gauge steel
- Full base enclosure with adjustable side channels
- 4-point leveling legs
- Sub-base adapts to service conduit, circuit breakers and receptacles up to 30 amps
- 4-pin connector

Kit No.	Sub-Base	Circuit Ampacity	Chaseway	Power Cord
<b>RAK204E15C</b>	Sub-Base 265 V	15	Included	Included
<b>RAK204E20C</b>	Sub-Base 265 V	20	Included	Included
<b>RAK204E30C</b>	Sub-Base 265 V	30	Included	Included



Power cord and junction box not included with sub-base.

**RAK204**  
**SUB-BASES**

- Made of heavy-gauge steel
- Full base enclosure with breakaway side channels
- 4-point leveling legs
- Sub-base adapts to service conduit, circuit breakers and includes receptacles up to 30 amps
- Used as a non-electrical sub-base to support the unit

Kit No.	Sub-Base	Circuit Ampacity	Chaseway	Power Cord
<b>RAK204U</b>	Standard	N/A	Included	Not Included
<b>RAK204E15*</b>	Sub-Base 265V	15	Included	Not Included
<b>RAK204E20*</b>	Sub-Base 265V	20	Included	Not Included
<b>RAK204E30*</b>	Sub-Base 265V	30	Included	Not Included

\* Available while quantities last

# ZONELINE® ACCESSORIES POWER CORDS/CONNECTIONS (FOR AZ45-65 SERIES)



## RAK315P/320P/330P<sup>†</sup>

RAK320P shown

### 230/208-VOLT UNIVERSAL POWER CORD KIT

- Six-foot power cord with LCDI
- 4-pin connector
- Low-voltage personality plug on 20 amp and 30 amp kits

Kit No.	Volts	Heater Wattage	Circuit Ampacity	
RAK315D	230/208	2.4/1.96 kw	15	
RAK320D	230/208	3.4/2.8 kw	20	
RAK330D	230/208	4.8/3.99 kw	30	



## RAK315SP/320SP/330SP<sup>†</sup>

RAK315SP shown

### 230/208-VOLT UNIVERSAL SHORT POWER CORD KIT

- Three-foot power cord **WITHOUT LCDI**
- 4-pin connector
- Low-voltage personality plug on 20 amp and 30 amp kits
- Only for use in 230/208 volt sub-bases with new AZ45/65 units

Kit No.	Volts	Heater Wattage	Circuit Ampacity	
RAK315SP	230/208	2.4/1.96 kw	15	
RAK320SP	230/208	3.4/2.8 kw	20	
RAK330SP	230/208	4.8/3.99 kw	30	



## RAK515P/520P/530P<sup>†</sup>

RAK520P shown

### 265 VOLTS UNIVERSAL POWER SUPPLY

- Three-foot power cord **WITHOUT LCDI**
- 4-pin connector
- Low-voltage personality plug on 20 amp and 30 amp kits
- Only for use in 265 volt sub-bases with new AZ45/65 units

Kit No.	Volts	Heater Wattage	Circuit Ampacity	
RAK515P	265	2.4 kw	15	
RAK520P	265	3.4 kw	20	
RAK530P	265	4.8 kw	30	



## RAK315D/320D/330D<sup>†</sup>

RAK330D shown

### 230/208-VOLT DIRECT CONNECT POWER SUPPLY KIT

- 4-pin connector with three 7" 12-gauge conductor wires and low-voltage personality plug on 20 amp and 30 amp kits
- Requires the purchase of RAK4002D junction box

Kit No.	Volts	Heater Wattage	Circuit Ampacity
RAK315D	230/208	2.4/1.99 kw	15
RAK320D	230/208	3.4/2.8 kw	20
RAK330D	230/208	4.8/3.99 kw	30



## RAK515D/520D/530D<sup>†</sup>

RAK530D shown

### 265-VOLT UNIVERSAL DIRECT CONNECT POWER SUPPLY KIT

- 4-pin connector with three 7" 12-gauge conductor wires and low-voltage personality plug on 20 amp and 30 amp kits

Kit No.	Volts	Heater Wattage	Circuit Ampacity
RAK515D	265	2.4 kw	15
RAK520D	265	3.4 kw	20
RAK530D	265	4.8 kw	30

<sup>†</sup>Heater wattage may vary slightly among models. 30-amp heater wattage is reduced in low fan operation.



**RAK4002D  
DIRECT-CONNECT JUNCTION BOX  
WIRING (230/208 & 265 VOLTS)**

- Kit for direct connection of 230/208-volt and 265-volt units to building power supply (via sub base or direct connect)
- Junction box is included on 265-volt units
- Used on models ending in W5 or higher (made after April 2019)



**RAK13  
MERV 13 MAKEUP AIR FILTER KIT**

- When required by code for Makeup Air Products (California 01-01-2020)
- Includes one filter
- Replacement filter RAA13 sold separately



**RAA64  
REPLACEMENT FILTERS**

- One pair per box
- Sold in pairs
- Conveniently accessible through the front of the unit



**RAKCDC  
CDC WIRING CONNECTOR**

- 3-wire connector
- Works with Central Desk Control system and through wall fan option
- External fan option
- For use with DBM/EBM Makeup Air units and approved occupancy sensing thermostats

## AZ45 SERIES ONE STAGE COOLING & HEATING



### RAK164D2 COOLING WITH ELECTRIC HEAT DIGITAL REMOTE THERMOSTAT

- 24V AC digital remote wall thermostat with single-stage cooling and single-stage heating for resistance heat models
- Requires 5-wire hookup



### RAK164F2 DIGITAL TWO FAN SPEED THERMOSTAT FOR ELECTRIC RESISTANCE

- Two fan speeds
- 24V AC digital remote wall thermostat with single-stage cooling and single-stage heating for resistance heat models
- Requires 6-wire hookup



### RAK164P2 COOLING WITH ELECTRIC HEAT PROGRAMMABLE REMOTE THERMOSTAT

- 24V AC programmable remote wall thermostat with single-stage cooling and single-stage heating for resistance heat models
- Programmable for 7-day or 5+2-day programs
- Requires 5-wire hookup



### WALL THERMOSTAT

When installed with a remote T stat, the PTAC special feature display illuminates automatically a message (Use Wall Thermostat). The LED will dim down after a few seconds and then turn off after a few minutes as to not disturb the guest in a dark room.

## AZ65 SERIES ONE STAGE COOLING & TWO STAGE HEATING



### RAK148D2 HEAT PUMP DIGITAL REMOTE THERMOSTAT

- 24V AC digital remote wall thermostat with single-stage cooling and 2-stage heating for heat pump models
- Requires 6-wire hookup



### RAK148F2 DIGITAL TWO FAN SPEED THERMOSTAT FOR HEAT PUMP

- Two fan speeds
- 24V AC digital remote wall thermostat with single-stage cooling and 2-stage heating for heat pump models
- Requires 7-wire hookup



### RAK148P2 HEAT PUMP PROGRAMMABLE REMOTE THERMOSTAT

- 24V AC programmable remote wall thermostat with single-stage cooling and 2-stage heating for heat pump models
- Programmable for 7-day or 5+2-day programs
- Requires 6-wire hookup



### RAK180W1 ENERGY MANAGEMENT OCCUPANCY SENSING WIRED/WIRELESS THERMOSTAT MAKEUP AIR COMPATIBLE

- 2-wire power connection available (all other signals wireless)
- Thermostat (shown) and control card (mounts under Zoneline cover) included
- Control card works off 24 Volt AC or DC signal from unit
- Works with single-stage cooling and single-stage or two-stage heating systems with proper set up. Default is two stage heating and B type heat pump
- Extra 24V relay for controlling GE Zoneline Makeup Air duct door when room is unoccupied for additional energy savings
- Output may be programmed to control other room systems such as lighting, vents, etc.

Other thermostats are available, call your GE representative for more details.

## ZONELINE® ACCESSORIES

NUMBER	DESCRIPTION
RAA62	Replacement filters for AZ models (10 pairs per box) for 22, 32 & 52 only
RAA62A	Replacement filters (10 pairs per box) for 25, 35 & 55 only
RAA63	Replacement filters (10 pairs per box) for 28, 38, 41, 58, & 61 only
RAA64	Replacement filters (one pair per box) for 45 & 65 only
RAB71B	Wall sleeve, 45 & 65 only
RAB7116	Wall sleeve, 16" (Color prior to AZ45/65 Series)
RAB7124	Wall sleeve, 24" (Color prior to AZ45/65 Series)
RAB7128	Wall sleeve, 28" (Color prior to AZ45/65 Series)
RAB7131	Wall sleeve, 31" (Color prior to AZ45/65 Series)
RAB7116B	Wall sleeve, 16", 45 & 65 only
RAB7118B	Wall Sleeve, 18" 45 & 65 only
RAB7120B	Wall Sleeve, 20" 45 & 65 only
RAB7124B	Wall sleeve, 24", 45 & 65 only
RAB77B	SMC wall sleeve, 45 & 65 only
RAB81	Wall Sleeve-ships flat- 4 piece snap together 42x16x13 3/4
RAB81B	Wall Sleeve-fully assembled 4 piece snap together 42x16x13 3/4
RAD10	Internal/external drain kit
RAF452	Replacement room cabinet (2-position louvers) for 22, 32 & 52 only
RAF452A	Replacement room cabinet (2-position louvers) for 25, 35 & 55 only
RAF453A	Replacement room cabinet (2-position louvers) for 28, 29, 38, 39, 41, 58 and 61 only
RAF454	Replacement room cabinet (2-position louvers) for 45 & 65 only
RAG60	Stamped aluminum exterior rear grille
RAG61	Architectural rear grille, beige
RAG62	Architectural rear grille, maple
RAG63	Architectural rear grille, dark brown
RAG67	Aluminum architectural outdoor grille
RAK40	Air deflector kit
RAK4002A	Direct-connect junction box 230/208V for 25, 35, 28, 29, 38, 39, 41, 45, 61 & 65 only
RAK4002B	Direct-connect junction box 230/208V for 55, 58 only
RAK4002C	Direct-connect junction box, 230/208V and 265V for 45 & 65 Models ending in W4 or lower
RAK4002CW	Direct-connect junction box wiring, 230/208V and 265V (excludes 45 & 65)
RAK4002D	Direct-connect junction box 230/208V for 45 & 65 models ending in W5 or higher
RAK315P	Universal power supply, 15 amp for 45 & 65 only with 6' power cord
RAK320P	Universal power supply, 20 amp for 45 & 65 only with 6' power cord
RAK330P	Universal power supply, 30 amp for 45 & 65 only with 6' power cord
RAK315D	230/208V Universal power supply, 15 amp for 45 & 65 only
RAK320D	230/208V Universal power supply, 20 amp for 45 & 65 only
RAK330D	230/208V Universal power supply, 30 amp for 45 & 65 only
RAK515D	265V Universal power supply, short 15 amp for 45 & 65 only
RAK520D	265V Universal power supply, short 20 amp for 45 & 65 only
RAK530D	265V Universal power supply, short 30 amp for 45 & 65 only
RAK315SP	230/208V Universal power supply, short, 15 amp for 45 & 65 only, 3' cord for sub-base use only
RAK320SP	230/208V Universal power supply, short, 20 amp for 45 & 65 only, 3' cord for sub-base use only
RAK330SP	230/208V Universal power supply, short, 30 amp for 45 & 65 only, 3' cord for sub-base use only
RAK515P	265V Universal power supply, 15 amp for 45 & 65 only, 3' cord for sub-base use only
RAK520P	265V Universal power supply, 20 amp for 45 & 65 only, 3' cord for sub-base use only
RAK530P	265V Universal power supply, 30 amp for 45 & 65 only, 3' cord for sub-base use only



## ZONELINE® ACCESSORIES

NUMBER	DESCRIPTION
RAK205CW	Chaseway for RAK204U sub-base
RAK204D15C	230/208V, 15 amp sub-base with power cord, 45 & 65 only
RAK204D20C	230/208V, 20 amp sub-base with power cord, 45 & 65 only
RAK204D30C	230/208V, 30 amp sub-base with power cord, 45 & 65 only
RAK204E15	265V, 15 amp sub-base with outlet included
RAK204E20	265V, 20 amp sub-base with outlet included
RAK204E30	265V, 30 amp sub-base with outlet included
RAK204E15C	265V, 15 amp sub-base with power cord, 45 & 65 only
RAK204E20C	265V, 20 amp sub-base with power cord, 45 & 65 only
RAK204E30C	265V, 30 amp sub-base with power cord, 45 & 65 only
RAK204U	Sub-base without electrical devices or wiring
RAK601B	Duct extension for 45 & 65 only (Includes RAK602B)
RAK602B	Air register and trim flange for 45 & 65 only
RAK6052	Duct adapter for 22, 32, 25, 35, 28, 29, 38, 39, 41 & 61 only (Color prior to AZ45/65 Series)
RAK6053	Duct adapter for new installations 45 & 65 only
RAK7013	Duct adapter AZ45/65 with existing ductwork measuring 8 3/8" H x 6 1/2" W
RAK7023	Duct transition for replacement of new units and existing ductwork measuring 7 3/32" x 6 1/2" W for 45 & 65 only
RAK8023	Locking door kit for 28, 29, 38, 39, 41, 58 & 61 only
RAK806	Universal cover label (10 covers per kit), excludes 45 & 65
RAK901L	Wall case insulation kit (While supplies last)
RAKCDC	CDC Wiring Connector for 45 & 65 only (Also used with occupancy thermostats for Makeup Air)
RAA13	Replacement filter for RAK13
RAK13	MERV 13 filter kit for Makeup Air models (California 1-1-2020)

## THERMOSTATS

NUMBER	DESCRIPTION
RAK148D2	Heat pump digital remote thermostat
RAK148F2	Heat pump digital 2 fan speed remote thermostat
RAK148P2	Heat pump programmable remote thermostat
RAK164D2	Cooling with electric heat digital remote thermostat
RAK164F2	Cooling with electric heat 2 fan speeds digital remote thermostat
RAK164P2	Cooling with electric heat programmable remote thermostat
RAK180W1	Energy management/occupancy sensing wireless thermostat - Makeup Air compatible

# ZONELINE® PACKAGED TERMINAL AIR CONDITIONER SPECIFICATIONS

## AZ45 SERIES 230V/208V

### AZ45 series (typical) cooling with electric heat

230/208V Models	AZ45E07DAB	AZ45E09DAB	AZ45E12DAB	AZ45E15DAB
Cooling BTUH	7,200/7,000	9,700/9,600	11,600/11,500	14,600/14,500
EER (BTU/Watt)	13.4/13.4	12.1/12.1	11.7/11.8	10.5/10.5
Dehumidification Pts/Hr	1.64	2.7	3.5	4.6
Refrigerant type	R-410A	R-410A	R-410A	R-410A
CFM, indoor fan high	350	390	420	435
CFM, indoor fan low	220	260	290	330
Vent CFM (full open)*	33	38	38	47
Power factor	96%	98%	98%	97%
Sensible heat ratio @ 230 volts	72%	64%	62%	63%
Cooling Watts	535/520	800/790	960/900	1,415/1,405
Total Cooling Amperes, F.L.	2.5/2.6	3.6/3.9	4.7/5.0	6.4/6.8
Amperes, L.R.	13.5	21.0	29.5	31.5
Weight (Net/Ship)	90/100	103/113	106/116	106/116

### AZ45 series cooling with electric heat (Premium Guard Seacoast Protection)

230/208V Models	AZ45E07DAC	AZ45E09DAC	AZ45E12DAC	AZ45E15DAC
Cooling BTUH	7,200/7,000	9,400/9,300	11,600/11,500	14,600/14,500
EER (BTU/Watt)	13.4/13.4	11.8/11.8	11.7/11.8	10.5/10.5
Dehumidification Pts/Hr	1.64	2.7	3.5	4.6
Refrigerant type	R-410A	R-410A	R-410A	R-410A
CFM, indoor fan high	350	390	420	435
CFM, indoor fan low	220	260	290	330
Vent CFM (full open)*	33	38	38	47
Power factor	96%	98%	98%	97%
Sensible heat ratio @ 230 volts	72%	64%	62%	63%
Cooling Watts	535/520	795/790	985/955	1,390/1,380
Total Cooling Amperes, F.L.	2.5/2.6	3.5/3.9	4.4/4.7	6.3/6.7
Amperes, L.R.	13.5	21	29.5	31.5
Weight (Net/Ship)	90/100	103/113	106/116	106/116

### AZ45 series cooling with electric heat (Dry Air 25)

230/208V Models	AZ45E07DAP	AZ45E09DAP	AZ45E12DAP
Cooling BTUH	6,900/6,800	9,400/9,300	11,200/11,100
EER (BTU/Watt)	12.8/12.8	12.1/12.1	11.4/11.5
Dehumidification Pts/Hr	2.4	3.4	4.2
Refrigerant Type	R-410A	R-410A	R-410A
CFM, indoor fan high	350	370	360
CFM, indoor fan low	220	260	270
Vent CFM (full open)*	40.0	44.0	44
Power factor	96%	97%	98%
Sensible heat ratio @ 230 volts	59%	58%	54%
Cooling Watts	535/530	775/765	970/960
Total Cooling Amperes, F.L.	2.5/2.7	3.5/3.8	4.4/4.7
Amperes, L.R.	13.5	21.0	29.5
Weight (Net/Ship)	96/106	109/119	112/122

### AZ45 series cooling with electric heat (Makeup Air)

230/208V Models	AZ45E09DBM	AZ45E12DBM
Cooling BTUH	9,100/9,100	11,900/11,700
EER (BTU/Watt)	11.5/11.5	11.7/11.7
Dehumidification Pts/Hr	2.4	3.9
Refrigerant type	R-410A	R-410A
CFM, indoor fan high	409	449
CFM, indoor fan low	280	270
Vent CFM	25-50	25-50
Power factor	98%	98%
Sensible heat ratio @ 230 volts	75%	66%
Cooling Watts	790/790	1,005/1,000
Total Cooling Amperes, F.L.	5.1/5.2	5.7/6.0
Amperes, L.R.	21.0	29.5
Weight (Net/Ship)	122/132	123/133

Specifications subject to change.

**NOTE: Resistance heater wattage and amperage dependent on power connection kit. See page 6.**

\*Using RAKVENT1 kit



Listed by Underwriters Laboratories



## AZ65 SERIES 230V/208V

### AZ65 series heat pump with backup electric heat

230/208V Models	AZ65H07DAB	AZ65H09DAB	AZ65H12DAB	AZ65H15DAB
Cooling BTUH	7,100/6,900	9,700/9,600	11,900/11,800	14,400/14,200
EER (BTU/Watt)	13.0/13.0	12.2/12.2	11.7/11.9	10.6/10.6
Dehumidification Pts/Hr	1.7	2.6	3.7	4.8
Refrigerant type	R-410A	R-410A	R-410A	R-410A
CFM, indoor fan high	360	420	410	400
CFM, indoor fan low	205	300	300	290
Vent CFM (full open)*	38	40	45	44
Power factor	96%	98%	98%	97%
Sensible heat ratio @ 230 volts	79%	68%	62%	60%
Cooling Watts	545/530	795/785	1,015/1,000	1,355/1,335
Total Cooling Amperes, F.L.	2.5/2.7	3.6/3.8	4.5/4.9	6.1/6.5
Amperes, L.R.	13.5	21.0	29.5	31.5
Reverse cycle heat BTUH	6,200/6,100	8,100/8,000	10,400/10,300	13,400/13,300
Coefficient of Performance	4.0/4.0	3.7/3.7	3.6/3.6	3.3/3.3
Heat Pump Watts	450/440	645/630	850/840	1,190/1,180
Heat Pump Amperes	2.1/2.2	3.0/3.2	3.8/4.0	5.2/5.6
Weight (Net/Ship)	98/108	104/114	104/114	107/117

### AZ65 (typical) series heat pump with backup electric heat (Premium Guard Seacoast Protection)

230/208V Models	AZ65H07DAC	AZ65H09DAC	AZ65H12DAC	AZ65H15DAC
Cooling BTUH	7,100/7,000	9,600/9,500	11,900/11,800	14,400/14,200
EER (BTU/Watt)	13.0/13.0	12.2/12.2	11.7/11.7	10.4/10.4
Dehumidification Pts/Hr	1.6	2.6	3.7	4.8
Refrigerant type	R-410A	R-410A	R-410A	R-410A
CFM, indoor fan high	360	420	410	400
CFM, indoor fan low	205	300	300	290
Vent CFM (full open)*	38	40	45	44
Power factor	96%	98%	98%	97%
Sensible heat ratio @ 230 volts	73%	68%	62%	60%
Cooling Watts	545/535	795/785	1,015/1,005	1,390/1,360
Total Cooling Amperes, F.L.	2.5/2.7	3.6/3.9	4.5/4.9	6.2/6.7
Amperes, L.R.	13.5	21.0	29.5	31.5
Reverse cycle heat BTUH	6,200/6,100	8,100/8,000	10,300/10,200	13,200/13,000
Coefficient of Performance	4.0/4.0	3.7/3.7	3.6/3.6	3.2/3.2
Heat Pump Watts	450/445	645/630	845/815	1,195/1,180
Heat Pump Amperes	2.1/2.2	2.9/3.1	3.8/4.0	5.4/5.7
Weight (Net/Ship)	98/108	106/116	104/114	108/118

### AZ65 series heat pump with backup electric heat (Internal Condensate Removal)

230/208V Models	AZ65H07DAD	AZ65H09DAD	AZ65H12DAD	AZ65H15DAD
Cooling BTUH	7,000/6,900	9,600/9,500	11,800/11,600	14,300/14,100
EER (BTU/Watt)	13.0/13.0	12.0/12.0	11.5/11.5	10.3/10.3
Dehumidification Pts/Hr	1.6	2.6	3.7	4.8
Refrigerant type	R-410A	R-410A	R-410A	R-410A
CFM, indoor fan high	360	420	410	400
CFM, indoor fan low	205	300	300	290
Vent CFM (full open)*	38.0	40.0	45.0	44.0
Power factor	96%	98%	98%	97%
Sensible heat ratio @ 230 volts	73%	68%	62%	60%
Cooling Watts	535/530	800/790	1,020/1,005	1,385/1,360
Total Cooling Amperes, F.L.	2.5/2.7	3.6/3.9	4.6/4.9	6.1/6.6
Amperes, L.R.	13.5	21.0	29.5	31.5
Reverse cycle heat BTUH	6,200/6,000	8,200/8,000	10,400/10,200	13,500/13,400
Coefficient of Performance	4.0/4.0	3.6/3.6	3.5/3.5	3.2/3.2
Heat Pump Watts	450/435	665/650	870/850	1,235/1,225
Heat Pump Amperes	2.1/2.2	3.0/3.2	3.8/4.1	5.3/5.6
Weight (Net/Ship)	100/110	108/118	106/116	110/120

### AZ65 series heat pump with backup electric heat (Makeup Air)

230/208V Models	AZ65H07DBM	AZ65H09DBM	AZ65H12DBM
Cooling BTUH	7,000/7,000	9,200/9,100	11,500/11,400
EER (BTU/Watt)	12.5/12.5	11.3/11.3	11.2/11.2
Dehumidification Pts/Hr	0.9	1.9	3.4
Refrigerant type	R-410A	R-410A	R-410A
CFM, indoor fan high	409	409	449
CFM, indoor fan low	250	300	300
Vent CFM	25-50	25-50	25-50
Power factor	96%	97%	97%
Sensible heat ratio @ 230 volts	89%	80%	69%
Cooling Watts	560/560	810/805	1,025/1,015
Total Cooling Amperes, F.L.	3.7/3.9	4.9/5.2	5.8/6.2
Amperes, L.R.	13.5	21.0	29.5
Reverse cycle heat BTUH	6,200/6,100	8,000/7,900	10,200/10,000
Coefficient of Performance	4.0/4.0	3.3/3.3	3.5/3.5
Heat Pump Watts	450/440	705/695	850/835
Heat Pump Amperes	3.3/3.4	4.7/4.8	5.0/5.2
Weight (Net/Ship)	117/127	123/133	123/133

# ZONELINE® PACKAGED TERMINAL AIR CONDITIONERS SPECIFICATIONS

## AZ45 SERIES 265V

### AZ45 series cooling with electric heat (Premium Guard Seacoast Protection)

265V Models	AZ45E07EAC	AZ45E09EAC	AZ45E12EAC	AZ45E15EAC
Cooling BTUH	7,100	9,500	11,500	14,800
EER (BTU/Watt)	13.2	11.6	11.7	10.5
Dehumidification Pts/Hr	1.64	2.7	3.5	4.6
Refrigerant type	R-410A	R-410A	R-410A	R-410A
CFM, indoor fan high	350	393	393	435
CFM, indoor fan low	220	260	290	330
Vent CFM (full open)*	33	38	38	47
Power factor	95%	94%	97%	97%
Sensible heat ratio @ 265 volts	72%	67%	62%	63%
Cooling Watts	540	815	990	1,400
Total Cooling Amperes, F.L.	2.2	3.3	4.0	5.5
Amperes, L.R.	11.7	16.5	23.5	29.0
Weight (Net/Ship)	95/105	103/113	106/116	107/117

### AZ45 series cooling with electric heat (Dry Air 25)

265V Models	AZ45E09EAP	AZ45E12EAP
Cooling BTUH	9,400	10,900
EER (BTU/Watt)	12.1	11.0
Dehumidification Pts/Hr	3.5	4.2
Refrigerant type	R-410A	R-410A
CFM, indoor fan high	370	360
CFM, indoor fan low	260	270
Vent CFM (full open)*	44	44
Power factor	93%	97%
Sensible heat ratio @ 265 volts	58%	54%
Cooling Watts	780	995
Total Cooling Amperes, F.L.	3.2	3.9
Heating Amperes	16.5	23.5
Weight (Net/Ship)	109/119	112/122

## AZ65 SERIES 265V

### AZ65 (typical) series heat pump with backup electric heat (Premium Guard Seacoast Protection)

265V Models	AZ65H07EAC	AZ65H09EAC	AZ65H12EAC	AZ65H15EAC
Cooling BTUH	7,000	9,500	11,900	14,700
EER (BTU/Watt)	12.8	11.7	11.6	10.5
Dehumidification Pts/Hr	1.5	2.5	3.7	4.8
Refrigerant type	R-410A	R-410A	R-410A	R-410A
CFM, indoor fan high	360	420	410	400
CFM, indoor fan low	205	300	300	290
Vent CFM (full open)*	38	40	45	44
Power factor	95%	94%	97%	97%
Sensible heat ratio @ 265 volts	77%	68%	62%	60%
Cooling Watts	545	810	1,025	1,400
Total Cooling Amperes, F.L.	2.2	3.3	4.0	5.5
Amperes, L.R.	11.7	16.5	23.5	29.0
Reverse cycle heat BTUH	6,200	8,100	10,400	13,500
Coefficient of Performance	3.9	3.6	3.5	3.2
Heat Pump Watts	460	655	875	1,220
Heat Pump Amperes	1.9	2.8	3.5	4.8
Weight (Net/Ship)	98/108	104/114	104/114	109/119

### AZ65 series heat pump with backup electric heat (Internal Condensate Removal)

265V Models	AZ65H07EAD	AZ65H09EAD	AZ65H12EAD	AZ65H15EAD
Cooling BTUH	7,000	9,500	11,900	14,200
EER (BTU/Watt)	12.8	11.7	11.6	10.3
Dehumidification Pts/Hr	1.5	2.5	3.7	4.8
Refrigerant type	R-410A	R-410A	R-410A	R-410A
CFM, indoor fan high	360	420	410	400
CFM, indoor fan low	205	300	300	290
Vent CFM (full open)*	38	40	45	44
Power factor	95%	94%	97%	97%
Sensible heat ratio @ 265 volts	77%	68%	62%	60%
Cooling Watts	545	810	1,015	1,400
Total Cooling Amperes, F.L.	2.2	3.3	4.0	5.6
Amperes, L.R.	11.7	16.5	23.5	29.0
Reverse cycle heat BTUH	6,200	8,100	10,300	13,500
Coefficient of Performance	3.9	3.5	3.4	3.2
Heat Pump Watts	460	670	885	1,235
Heat Pump Amperes	1.9	2.8	3.5	4.9
Weight (Net/Ship)	100/110	106/116	106/116	111/121

### AZ65 series heat pump with backup electric heat (Makeup Air)

265V Models	AZ65H07EBM	AZ65H09EBM	AZ65H12EBM
Cooling BTUH	6,900	9,200	11,800
EER (BTU/Watt)	12.5	11.5	11.4
Dehumidification Pts/Hr	0.7	2.0	3.7
Refrigerant type	R-410A	R-410A	R-410A
CFM, indoor fan high	409	409	449
CFM, indoor fan low	350	370	350
Vent CFM	25-50	25-50	25-50
Power factor	93%	93%	96%
Sensible heat ratio @ 230 volts	88%	78%	69%
Cooling Watts	550	800	1,025
Total Cooling Amperes, F.L.	3.2	4.2	4.9
Amperes, L.R.	11.7	16.5	23.5
Reverse cycle heat BTUH	6,000	8,100	10,400
Coefficient of Performance	3.9	3.6	3.5
Heat Pump Watts	450	655	870
Heat Pump Amperes	2.9	3.8	4.5
Weight (Net/Ship)	117/127	123/133	123/133

Specifications subject to change.

**NOTE: Resistance heater wattage and amperage dependent on power connection kit. See page 6.**

\*Using RAKVENT1 kit



Listed by Underwriters Laboratories



## HOW TO ORDER

### It's easy to order Zonline, and Zonline Parts & Accessories

Call or go online to get the products, parts and accessories you need from GE Appliances.

[ZONELINE.COM](http://ZONELINE.COM) | [GEAPPLIANCES.COM](http://GEAPPLIANCES.COM) | [GEAPPLIANCEPARTS.COM](http://GEAPPLIANCEPARTS.COM) | 844.GE4.PTAC - GE FACTORY SERVICE

#### ORDER GE APPLIANCES PARTS DIRECT

When you order GE Appliances Parts direct, you'll be backed by quality and support you can count on:

- Original genuine parts
- Limited 1-year warranty
- Discounts and promotions
- Access to illustrated parts catalog
- Check status and availability

Apply for credit, speak to a GE Appliances Parts Specialist or buy genuine GE Appliances Parts at:

[GECUSTOMERNET.COM](http://GECUSTOMERNET.COM) | 800.851.6200

#### YOUR PRODUCT INFORMATION:

Locate your Zonline's serial number:

- Remove cover
- Find the base pan, located at the bottom of the unit
- Serial number will be printed on the base pan

MY ACCOUNT NUMBER

---

MY SALES MANAGER

---

## CONTACT US FOR A QUOTE TODAY:

888.231.2548

[zonline@geappliances.com](mailto:zonline@geappliances.com)



VISIT [ZONELINE.COM](http://ZONELINE.COM) OR CALL 888.231.2548

# ZONELINE® WARRANTY

## FOR THE PERIOD OF | GE APPLIANCES WILL REPLACE

### ONE YEAR

From the date of the original purchase

Any part of the air conditioner which fails due to a defect in materials or workmanship. During this limited one-year warranty, GE will provide, free of charge, all labor and related service costs to replace the defective part.

### FIVE YEARS

From the date of the original purchase

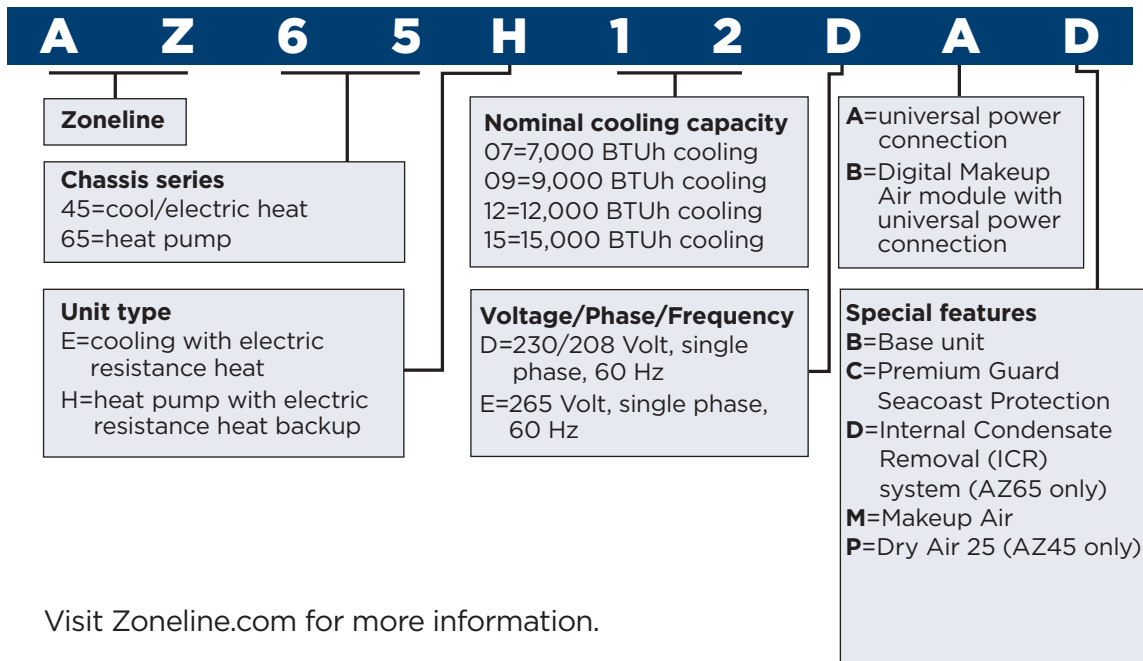
Sealed Refrigerating System - if any part of the Sealed Refrigerating System (the compressor, condenser, evaporator, and all connecting tubing, including the makeup air system) should fail due to a defect in materials or workmanship. During this limited five-year warranty, GE will provide, free of charge, all labor and related service costs to replace the defective part.

### SECOND THROUGH FIFTH YEAR

From the date of the original purchase

Fan Motors, Switches, Heater, Heater Protectors, Compressor Overload, Solenoids, Circuit Boards, Auxiliary Controls, Thermistors, Freeze Sentinel, Frost Controls, ICR Pump, Capacitors, Varistors and Indoor Blower Bearing, if any of these parts should fail due to a defect in materials or workmanship. During this additional four-year limited warranty, GE will provide the replacement part free of charge. The customer will be responsible for any labor and related service costs.

# ZONELINE® CHASSIS NOMENCLATURE



Listed by Underwriters Laboratories





**GE APPLIANCES**

Appliance Park  
Louisville, KY 40225  
[zonline.com](http://zonline.com)  
Pub No. 20-S6919  
OTGEA19738